



## TEMPORARY RESTAURANT OPERATION GUIDE

---

### Guidelines for Food Booths at Events

# TEMPORARY RESTAURANT OPERATION GUIDE

## **Guidelines for Food Booths at Temporary Events**

---

Oregon Health Authority

Public Health Division

Foodborne Illness Prevention Program

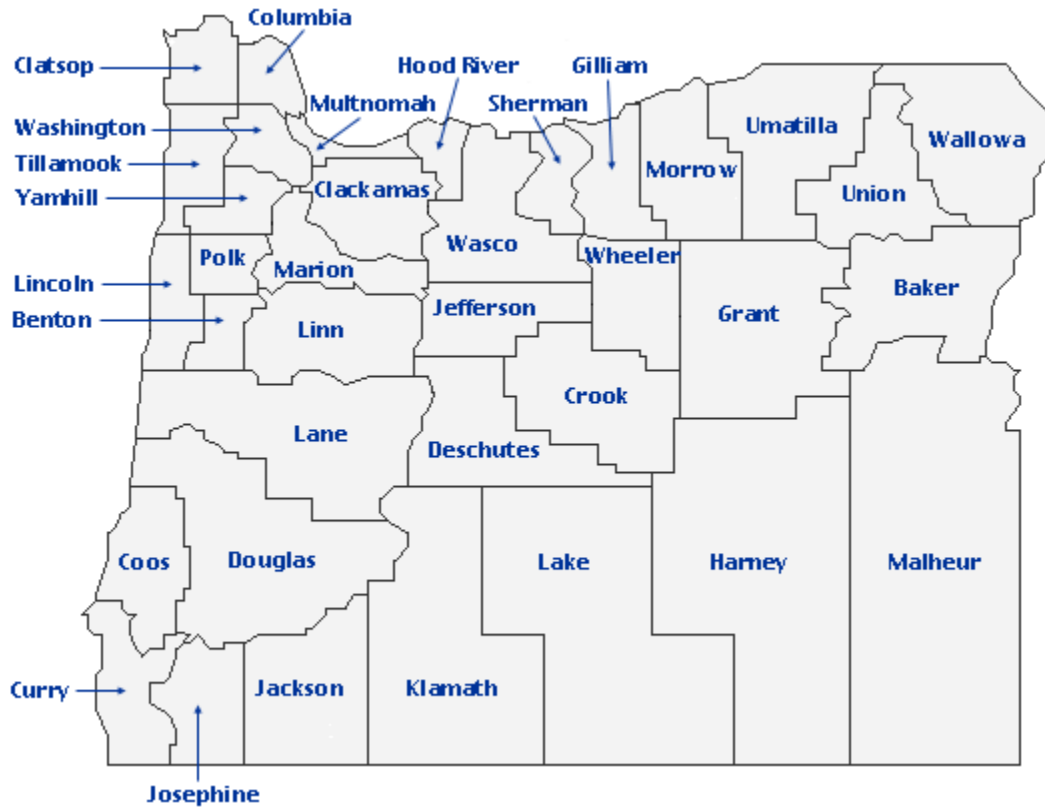
800 NE Oregon Street Suite 640

Portland, OR 97232

Phone: 971-673-0185

<http://healthoregon.org/foodsafety>

# Map of Oregon Counties



# Table of Contents

|  |           |
|--|-----------|
| <b>MAP OF OREGON COUNTIES</b>  | <b>2</b>  |
| <b>COUNTY HEALTH DEPARTMENTS</b>   | <b>4</b>  |
| <b>WHAT IS A TEMPORARY RESTAURANT?</b>                                     | <b>7</b>  |
| <b>WHO SHOULD GET A TEMPORARY RESTAURANT LICENSE?</b>                      | <b>7</b>  |
| <b>HOW DO I GET A TEMPORARY RESTAURANT LICENSE?</b>                        | <b>8</b>  |
| <b>ARE THERE FOODS THAT DO NOT REQUIRE A TEMPORARY RESTAURANT LICENSE?</b> | <b>9</b>  |
| <b>IS A FOOD BOOTH REQUIRED TO HAVE A PERSON IN CHARGE?</b>                | <b>10</b> |
| <b>CAN EMPLOYEES WORK WHEN THEY ARE SICK?</b>                              | <b>10</b> |
| <b>HANDWASHING FACILITIES</b>  | <b>10</b> |
| <b>FOOD SOURCE</b>   | <b>11</b> |
| <b>WATER SOURCE</b>  | <b>11</b> |
| <b>POTENTIALLY HAZARDOUS FOODS (PHF)</b>                                   | <b>12</b> |
| <b>FOOD TEMPERATURES</b>   | <b>12</b> |
| <b>CONSUMER ADVISORY</b>   | <b>12</b> |
| <b>THERMOMETERS</b>  | <b>13</b> |
| <b>CALIBRATING THERMOMETERS</b>  | <b>13</b> |
| <b>BOOTH CONSTRUCTION</b>  | <b>14</b> |
| <b>FOOD HANDLER CERTIFICATES</b>   | <b>14</b> |
| <b>DISHWASHING</b>   | <b>14</b> |
| <b>WIPE CLOTHS</b>   | <b>14</b> |
| <b>CLEANING AND SANITIZING</b>   | <b>14</b> |
| <b>FOOD SAFETY TIPS</b>  | <b>14</b> |



# Food Service and Events

*All food service, no matter how temporary must meet food safety regulations to protect the public from possible foodborne illness.*

This document will provide the information you need to assure a safe and wholesome food product is provided to the residents and guests of Oregon. If you are serving food to the public, you need a temporary restaurant license. Call the county where you will be operating your food booth for a license application as early as you can in your planning process.

## County Health Departments

|            |              |            |              |
|------------|--------------|------------|--------------|
| Baker      | 541-473-5186 | Lake       | 541-947-6045 |
| Benton     | 541-766-6841 | Lane       | 541-682-4480 |
| Clackamas  | 503-655-8384 | Lincoln    | 541-265-4127 |
| Clatsop    | 503-325-8500 | Linn       | 541-967-3821 |
| Columbia   | 503-366-3828 | Malheur    | 541-473-5186 |
| Coos       | 541-751-2431 | Marion     | 503-588-5346 |
| Crook      | 541-447-8155 | Morrow     | 541-278-6394 |
| Curry      | 541-247-3300 | Multnomah  | 503-988-3400 |
| Deschutes  | 541-322-7400 | Polk       | 503-623-9237 |
| Douglas    | 541-464-3820 | Sherman    | 541-506-2600 |
| Gilliam    | 541-506-2600 | Tillamook  | 503-842-3900 |
| Grant      | 541-575-0429 | Umatilla   | 541-278-5432 |
| Harney     | 541-573-2271 | Union      | 541-962-8818 |
| Hood River | 541-386-1115 | Wallowa    | 541-426-4848 |
| Jackson    | 541-774-8206 | Wasco      | 541-506-2600 |
| Jefferson  | 541-475-4456 | Washington | 503-846-8722 |
| Josephine  | 541-474-5325 | Wheeler    | 541-763-2725 |
| Klamath    | 541-883-1122 | Yamhill    | 503-434-7525 |

**Alphabetical Listing of Cities with Counties**  
<http://info.econ.state.or.us:591/profile.htm>

| <b>City and County</b>   | <b>City and County</b>  | <b>City and County</b>             |
|--------------------------|-------------------------|------------------------------------|
| Adair Village—Benton     | Culver—Jefferson        | Harrisburg—Linn                    |
| Adams—Umatilla           | Dallas—Polk             | Helix—Umatilla                     |
| Adrian—Malheur           | Damascus—Clackamas      | Heppner—Morrow                     |
| Albany—Linn and Benton   | Dayton—Yamhill          | Hermiston—Umatilla                 |
| Amity—Yamhill            | Dayville—Grant          | Hillsboro—Washington               |
| Antelope—Wasco           | Depoe Bay—Lincoln       | Hines—Harney                       |
| Arlington—Gilliam        | Detroit—Marion          | Hood River—Hood River              |
| Ashland—Jackson          | Donald—Marion           | Hubbard—Marion                     |
| Astoria—Clatsop          | Drain—Douglas           | Huntington—Baker                   |
| Athena—Umatilla          | Dufer—Wasco             | Idanha—Marion and Linn<br>counties |
| Aumsville—Marion         | Dundee—Yamhill          | Imbler—Union                       |
| Aurora—Marion            | Dunes City—Lane         | Independence—Polk                  |
| Baker City—Baker         | Durham—Washington       | Ione—Morrow                        |
| Bandon—Coos              | Eagle Point—Jackson     | Irrigon—Morrow                     |
| Banks—Washington         | Echo—Umatilla           | Island City—Union                  |
| Barlow—Clackamas         | Elgin—Union             | Jacksonville—Jackson               |
| Bay City—Tillamook       | Elkton—Douglas          | Jefferson—Marion                   |
| Beaverton—Washington     | Enterprise—Wallowa      | John Day—Grant                     |
| Bend—Deschutes           | Estacada—Clackamas      | Johnson City—Clackamas             |
| Boardman—Morrow          | Eugene—Lane             | Jordan Valley—Malheur              |
| Bonanza—Klamath          | Fairview—Multnomah      | Joseph—Wallowa                     |
| Brookings—Curry          | Falls City—Polk         | Junction City—Lane                 |
| Brownsville Linn         | Florence—Lane           | Keizer—Marion                      |
| Burns—Harney             | Forest Grove—Washington | King City—Washington               |
| Butte Falls—Jackson      | Fossil—Wheeler          | Klamath Falls—Klamath              |
| Canby—Clackamas          | Garibaldi—Tillamook     | La Grande—Union                    |
| Cannon Beach—Clatsop     | Gaston—Washington       | Lafayette—Yamhill                  |
| Canyon City—Grant        | Gates—Marion and Linn   | Lake Oswego—Clackamas              |
| Canyonville—Douglas      | Gearhart—Clatsop        | Lakeside—Coos                      |
| Carlton—Yamhill          | Gervais—Marion          | Lakeview—Lake                      |
| Cascade Locks—Hood River | Gladstone—Clackamas     | Lebanon—Linn                       |
| Cave Junction—Josephine  | Glendale—Douglas        | Lexington—Morrow                   |
| Central Point—Jackson    | Gold Beach—Curry        | Lincoln City—Lincoln               |
| Chiloquin—Klamath        | Gold Hill—Jackson       | Lonerock—Gilliam                   |
| Clatskanie—Columbia      | Granite—Grant           | Long Creek—Grant                   |
| Coburg—Lane              | Grants Pass—Josephine   | Lostine—Wallowa                    |
| Columbia City—Columbia   | Grass Valley—Sherman    | Lowell—Lane                        |
| Condon—Gilliam           | Greenhorn—Baker         | Lyons—Linn                         |
| Coos Bay—Coos            | Gresham—Multnomah       | Madras—Jefferson                   |
| Coquille—Coos            | Haines—Baker            | Malin—Klamath                      |
| Cornelius—Washington     | Halfway—Baker           | Manzanita—Tillamook                |
| Corvallis—Benton         | Halsey—Linn             | Maupin—Wasco                       |
| Cottage Grove—Lane       | Happy Valley—Clackamas  |                                    |
| Cove—Union               |                         |                                    |
| Creswell—Lane            |                         |                                    |

**Alphabetical Listing of Cities with Counties**  
<http://info.econ.state.or.us:591/profile.htm>

| <b>City and County</b>                          | <b>City and County</b>                          | <b>City and County</b>                  |
|---|---|---|
| Maywood—Multnomah                               | Richland—Baker                                  | Unity—Baker                             |
| McMinnville—Yamhill                             | Riddle—Douglas                                  | Vale—Malheur                            |
| Medford—Jackson                                 | Rivergrove—Clackamas and<br>Washington counties | Veneta—Lane                             |
| Merrill—Klamath                                 | Rockaway Beach—Tillamook                        | Vernonia—Columbia                       |
| Metolius—Jefferson                              | Rogue River—Jackson                             |   |
| Mill City—Linn and Marion<br>counties           | Roseburg—Douglas                                |   |
| Millersburg—Linn                                | Rufus—Sherman                                   | Waldport—Lincoln                        |
| Milton-Freewater—Umatilla                       |   | Wallowa—Wallowa                         |
| Milwaukie—Clackamas                             | Saint Helens—Columbia                           | Warrenton—Clatsop                       |
| Mitchell—Wheeler                                | Saint Paul—Marion                               | Wasco—Sherman                           |
| Molalla—Clackamas                               | Salem—Marion and Polk<br>counties               | Waterloo—Linn                           |
| Monmouth—Polk                                   | Sandy—Clackamas                                 | West Linn—Clackamas                     |
| Monroe—Benton                                   | Scappoose—Columbia                              | Westfir—Lane                            |
| Monument—Grant                                  | Scio—Linn                                       | Weston—Umatilla                         |
| Moro—Sherman                                    | Scotts Mills—Marion                             | Wheeler—Tillamook                       |
| Mosier—Wasco                                    | Seaside—Clatsop                                 | Willamina—Polk and Yamhill              |
| Mount Angel—Marion                              | Seneca—Grant                                    | Wilsonville—Clackamas and<br>Washington |
| Mount Vernon—Grant                              | Shady Cove—Jackson                              | Winston—Douglas                         |
| Myrtle Creek—Douglas                            | Shaniko—Wasco                                   | Wood Village—Multnomah                  |
| Myrtle Point—Coos                               | Sheridan—Yamhill                                | Woodburn—Marion                         |
|   | Sherwood—Washington                             |   |
| Newport—Lincoln                                 | Siletz—Lincoln                                  | Yachats—Lincoln                         |
| North Bend—Coos                                 | Silverton—Marion                                | Yamhill—Yamhill                         |
| North Plains—Washington                         | Sisters—Deschutes                               | Yoncalla—Douglas                        |
| North Powder—Union                              | Sodaville—Linn                                  |   |
| Nyssa—Malheur                                   | Spray—Wheeler                                   |   |
|   | Springfield—Lane                                |   |
| Oakland—Douglas                                 | Stanfield—Umatilla                              |   |
| Oakridge—Lane                                   | Stayton—Marion                                  |   |
| Ontario—Malheur                                 | Sublimity—Marion                                |   |
| Oregon City—Clackamas                           | Summerville—Union                               |   |
|   | Sumpter—Baker                                   |   |
| Paisley—Lake                                    | Sutherlin—Douglas                               |   |
| Pendleton—Umatilla                              | Sweet Home—Linn                                 |   |
| Philomath—Benton                                |   |   |
| Phoenix—Jackson                                 | The Dalles—Wasco                                |   |
| Pilot Rock—Umatilla                             | Tigard—Washington                               |   |
| Port Orford—Curry                               | Tillamook—Tillamook                             |   |
| Portland—Multnomah,<br>Washington and Clackamas | Toledo—Lincoln                                  |   |
| Powers—Coos                                     | Troutdale—Multnomah                             |   |
| Prairie City—Grant                              | Tualatin—Clackamas and<br>Washington counties   |   |
| Prescott—Columbia                               | Turner—Marion                                   |   |
| Prineville—Crook                                |   |   |
|   |   |   |
| Rainier—Columbia                                | Ukiah—Umatilla                                  |   |
| Redmond—Deschutes                               | Umatilla—Umatilla                               |   |
| Reedsport—Douglas                               | Union—Union                                     |   |

## Food Booths and Food Service at Events

### What is a temporary restaurant?

A temporary restaurant is any establishment operating temporarily in connection with any event where food is prepared or served for consumption by the public. Examples of events include: fairs, carnivals, circuses, festivals, concerts or any other public gathering. They are commonly referred to as food booths. To operate a temporary restaurant, you must obtain a temporary restaurant license from the county where the event will be held.

Oregon law requires that all food booths or food service activities open to the public be licensed PRIOR to operation.

**All foods must be prepared on-site or purchased from an approved source.** Home-prepared foods may **not** be served to the public.

### Who should get a temporary restaurant license?

Individuals or groups planning to provide food at an event must first obtain a temporary restaurant license. The Oregon Revised Statutes (ORS 624.025) require each food booth in operation during an event to have its own separate license. There are three types of temporary licenses: Single Event, Intermittent, and Seasonal.

**Single Event** licenses are valid for the length of a single event or up to 30 days whichever comes first. Fairs and fundraisers are examples of when you would obtain a single event license. A tax-exempt, non-profit benevolent organization also must have a separate license for each food booth in operation during an event. A benevolent temporary restaurant license is valid for the length of the event.

**Intermittent** licenses are good for up to 30 days. It can span different events as long as the booth has the same menu, location and amenities (water, sewage, etc). An Operational Plan Review is required prior to obtaining the license. In addition to the license fee, a fee may be charged for the Operational Plan Review, and for recheck inspections that result in a separate visit. This type of license would be



appropriate for the county fairgrounds where different events happen each week. This type of license can be used by for profit and benevolent food booths.

**Seasonal** licenses are good for up to 90 days. The booth must have the same menu, location and amenities. This license requires the same affiliated oversight organization for all of the events under this license. This license is appropriate for long-term events such as the farmer's market and little league operations. This type of license would be used by for profit and benevolent food booths. An Operational Plan Review is required prior to obtaining the license. Fees may be charged for an Operational Plan Review and for recheck inspections that result in a separate visit.

## How do I get a temporary restaurant license?

**To obtain a license, call the county where the event will take place.**

The County Environmental Health Specialists are ready to assist you in the planning of your food related activities. Many counties have a discounted license fee available when the license is applied for early. We recommend you apply for the temporary restaurant license at least **three weeks before the start of the event.**

For the Single Event license, the application packet contains both the application and an additional questionnaire that must be completed and turned in. For the Intermittent and Seasonal licenses, you will be required to submit an Operational Plan Review and have the county approve it before getting your license. You will need to provide information about the event location, the event coordinator's contact information, and identify the drinking water source, food source, ice source, and how you will dispose of your waste water and garbage. You will also need to identify the restroom facilities and handwashing facilities that will be available to you and your employees during the event. You may want to refer to this Temporary Restaurant Operation Guide while filling out your application packet or preparing your Operational Plan Review.

**The County Health Department may impose additional requirements** to protect against health hazards related to the operation of temporary restaurants, and may prohibit the sale of specific food items.

## **Are there foods that do not require a temporary restaurant license?**

The following are some activities that are exempt from licensure **if for immediate consumption only**:

- Candy, candied apples and non-potentially hazardous confections
- Commercially prepackaged ice cream and frozen desserts sold in individual servings
- Commercially pickled products, commercially processed jerky, nuts, nutmeats, popcorn, and prepackaged foods such as potato chips, pretzels, and crackers
- Unopened commercially bottled and canned non-potentially hazardous beverages to include alcoholic beverages
- Coffee and tea, with non-potentially hazardous ingredients
- Non-potentially hazardous hot or cold beverages prepared from individually packaged powdered mixes and commercially bottled water, not to include fresh squeezed juice
- An establishment or organization that prepares or sells non-potentially hazardous baked goods for immediate consumption at an event that are obtained from a licensed food service or processing establishment or prepared onsite shall be exempt from licensure

## Food Sanitation Requirements

### Is a food booth required to have a person in charge?

Someone at your food booth must be in charge during all hours of operation. This person is responsible for knowing the food sanitation rules and the procedures within your establishment. This person can provide employees with information they need to perform their job. The Person in Charge (PIC) must inform employees that they cannot work when the employee is experiencing fever, sore throat, or gastrointestinal symptoms such as vomiting, diarrhea, and nausea. Employees with undiagnosed vomiting or diarrhea must not work with food for 24 hours after the symptoms have gone.

The person in charge is required to demonstrate knowledge of rules applicable to the food service operation, including the 8 major food allergens: wheat, tree nuts, peanuts, shellfish, fish, soy, milk, and eggs. Have a plan on how food workers will address customers asking about foods containing an ingredient that may cause an allergic reaction for the customer. Demonstration of knowledge can be met by having a current a food manager training certificate, or having no violations that are known to cause foodborne illness. See <http://healthoregon.org/foodsafety> for approved food manager certificates.

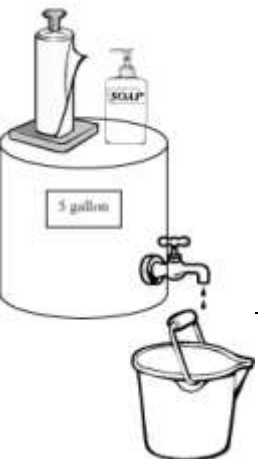
### Can employees work when they are sick?

**Employee Illness** Any person, who is infected with a communicable disease, has vomiting, abdominal cramps or diarrhea must **not** work in food service until s/he is completely free from symptoms.

Infected sores or cuts on employee hands must have a watertight cover that protects the lesion and a non-latex-single-use glove is worn. Infected sores or cuts on other parts of the body, such as the arms, need to be covered by a dry durable tight-fitting bandage.

### Handwashing Facilities

**Set up handwashing facility FIRST! This must be done before handling food and utensils.**



Use a sink with warm running water or provide a 5-gallon container of warm water with a dispensing valve that provides a constant flow of water when opened. Provide a catch bucket for used water. Provide dispensed soap, paper towels and a wastebasket. Do not use cloth towels to dry hands

### **When and how to wash hands**

Handwashing is very important when working with food and drinks - handwashing removes the microorganisms that can make people sick. The best way to wash hands is to scrub for about 20 seconds with warm running water and soap. Dry your hands with paper towels.

Food workers also need to wash hands between changing tasks and after handling raw meats. Wash hands when entering the food booth, after using the restroom, after smoking, and anytime hands become contaminated with body fluids. This is to prevent the spread of diseases that employees might have even though they are not yet showing symptoms.

## **Food Source**

All food products must be wholesome and free of spoilage, toxic chemicals, and other harmful substances. All food products must be prepared, stored, handled, or displayed so that it is safe for people to eat.

**Home Canned or Home Processed Foods are Not Allowed.** Food must either be prepared on-site or purchased from an approved source. An alternative to preparing the food on-site is to prepare the food in an approved kitchen such as a licensed restaurant. Home-prepared foods must not be stored in the food booth or served to the public.

Benevolent organizations may sell home baked goods, provided they have a sign with two inch lettering stating baked goods are not from a licensed kitchen conspicuously posted. Home baked goods cannot be potentially hazardous foods such as pies with cream or custard fillings

## **Water Source**

All water used in the food booth must be from an approved public water system. A food booth may also use commercially bottled water.

## Potentially Hazardous Foods (PHF)

Potentially hazardous foods are:

- Food of an animal origin (raw or cooked)
- Cooked plant products
- Raw seed sprouts, cut melons, garlic and oil mixtures
- Raw cut leafy green produce, cut tomatoes

Examples: hamburgers, tacos, hot dogs, spaghetti, chili, cooked rice, cooked potatoes, and cooked beans.

## Food Temperatures

**Hot and Cold Holding** Potentially hazardous foods must be kept cold at 41°F or colder or kept hot at 135°F or hotter. Temperatures between 41°F and 135°F allow for rapid growth of bacteria that can make people sick. This temperature range is called the **Danger Zone**.

Use refrigerators or ice to store food at (41°F or colder). The ice must be from an approved source. The container used must allow for water to drain away as ice melts (insulated cooler with drain plug). Keep enough ice available to keep the food surrounded by ice for the duration of the operation.

Use equipment capable of holding food hot (135°F or hotter). Open flames often fail and blow out. Be sure equipment will work and can hold food hot throughout the event.

**Cooking** Cook raw animal products to the following internal temperatures: Poultry, stuffed meats, stuffed fish, and stuffed pasta to 165°F. Ground beef, pork and other ground meats to 155°F. Pork, eggs, fish and other potentially hazardous foods 145°F

**Reheating** All potentially hazardous foods that have been cooked, and cooled must be reheated to at least 165°F within two hours before being placed in hot holding.

## Consumer Advisory

Foods from animals such as meat, poultry, fish, shellfish, and eggs when eaten raw or undercooked sometimes contain harmful viruses and bacteria that can pose a risk of foodborne illness. The Food Rules require a written consumer advisory to assure that all consumers are informed about the increased risk of eating raw or undercooked animal foods that is served from your booth. The consumer advisory must identify the food that is served raw or undercooked, and any foods that may contain raw or undercooked ingredients. The consumer advisory must also include a statement concerning the health risks of consuming animal foods raw or undercooked. More information on how to write, and examples of consumer advisories can be found at [www.healthoregon.org/foodsafety](http://www.healthoregon.org/foodsafety)

## Thermometers

Probe food thermometers are required to check the food temperatures when holding food hot or cold or when cooking raw animal products. In the food rules, temporary restaurants serving thin foods such as hamburger patties, pork chops, chicken breasts and fish fillets must have a small-diameter probe thermometer to check these foods.

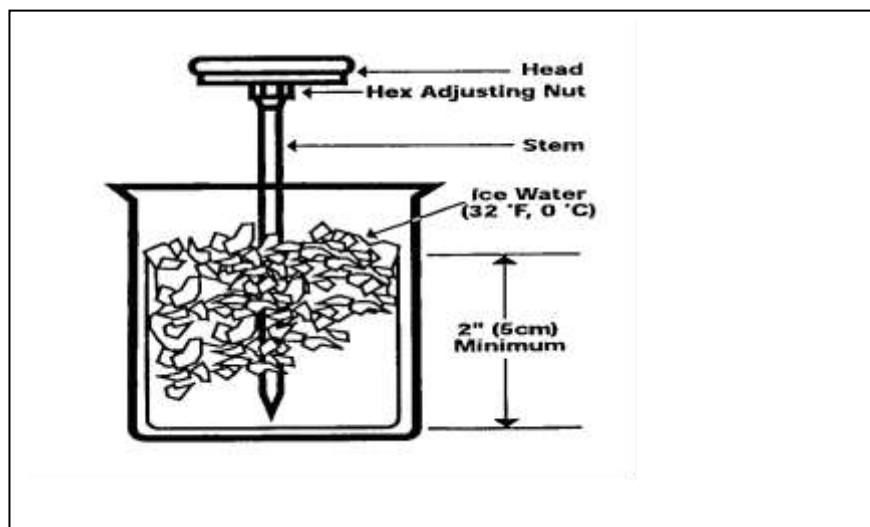
In the picture below is an example of a small-diameter probe thermocouple.



Refrigerator thermometers are required to confirm that your refrigerator or cooler is staying cold. Both styles of thermometers can be purchased from your food supplier or the internet.

## Calibrating Thermometers

It is important to ensure that the thermometer is working properly. An easy way to check your thermometer is to take a container of crushed ice and add enough water to make it slushy. For a dial thermometer, put the thermometer into the slush past the dimple approximately 1 inch from the tip, and wait for 30 seconds until the dial stops moving. If it has a different reading, adjust the hex nut, keeping the probe in the slush, until it reads 32°F. For digital thermometers, follow manufacturer instructions on how to adjust the thermometer.



## **Booth Construction**

The booth should be set up to protect food from dust and other contaminants. Construct all counter tops and food preparation surfaces of non-absorbent, smooth and easy to clean materials. Consider where and how you will keep food safe from pests, such as storing food in closed containers and off the floor. Fans and screens are helpful in keeping out pests.

If the floor is graded to drain, the floor may be concrete, machine laid asphalt, dirt or gravel that is covered with mats or suitable approved materials that effectively control dust and mud. Walls and ceilings may be constructed out of materials that will protect the interior from the weather, dust and debris.

## **Food Handler Certificates**

Food service workers must obtain a food handler certificate. To obtain, contact your County Health Department or go to: <http://oregon.gov/DHS/ph/foodsafety/index.shtml>

## **Dishwashing**

A commercial dishwasher, a three-compartment sink, or three containers big enough to accommodate the biggest piece of equipment can be used to wash, rinse, and sanitize all equipment and utensils. When using a three-compartment system, wash equipment and utensils with soapy hot water, rinse with hot water, immerse in sanitizer, and air dry. Sanitizer can be made up of 50-100 ppm of chlorine bleach or 200 ppm of quaternary ammonium. Use test strips that are made for the sanitizer that you are using. The test strips will ensure that the sanitizer has been mixed according to manufacturer's directions. Test strips can be purchased from your food supplier or online.

## **Wipe Cloths**

Wiping cloths must be stored in a sanitizing solution between uses. Chlorine bleach is most commonly used for sanitizers. Use one (1) to two (2) teaspoons bleach per gallon of water. The chlorine concentration desired is 50 to 100 ppm. You can purchase test strips used for checking the chlorine concentration from your food supplier or the internet.

## **Cleaning and Sanitizing**

When the same surface is used for preparing raw and ready-to-eat foods, these surfaces must be washed, rinsed, and sanitized before preparing ready-to-eat foods. When you have used a food contact surface that is too big to move to the dish wash area, such as a stainless steel table, it will still have to be washed with soapy water, rinsed with clear water, and sanitized with an approved sanitizer.

## **Food Safety Recommendations**

The more heating and cooling steps in a recipe, the more chance germs have to grow. Improper cooling, reheating, hot holding and excessive food handling are major causes of foodborne illness outbreaks. To reduce the likelihood of a foodborne illness:

- Minimize reheating and cooling. Simplify recipes. Eliminate unnecessary steps and combine processes if possible. For example use canned chili instead of preparing it fresh, or prepare taco meat just before serving rather than making it ahead of time where it would be cooled and reheated. Avoid using leftovers
- Avoid advanced preparation of foods. Cook hamburgers or spring rolls to order rather than cooking ahead of time and hot holding
- Minimize bare hand contact with raw animal foods. Use non-latex gloves, tongs, spatulas, or deli tissues to handle food rather than bare hands
- Ready-to eat, potentially hazardous food held for more than 24 hours must be date-marked and used within 7 days

Protect condiments (ketchup, mustard, creamer, or sugar) that customers will be using by providing squeeze bottles, individual packets or dispensers. Protect single service utensils that are available to customers. Store the handle up and out, so that only the handle will be touched or provide individually wrapped utensils.

Store food and utensils up off the floor. Store food only in food grade containers. Protect food and utensils from dust and other contaminants.

Chemicals such as liquid bleach and detergents must be stored below and separate from the food and utensils. Properly label all chemical containers.

All wastewater must be disposed of properly into a plumbed sewer or approved holding tank. Use a closed container to collect the wastewater if not directly plumbed into sewer.

Have a plan on how you will prevent pests from contaminating your food and equipment.



# Food Booth Checklist

- Contact the county for a temporary restaurant license (3 wks prior to event)
- Oregon Food Handler Card (s)
- Booth construction materials are easily cleanable surfaces
- Thermometers (food probe and refrigerator)
- Hand washing facilities, equipment and materials
- Wiping cloths, container, and sanitizer chemical
- Test kit (papers) for sanitizer being used
- Dishwashing facilities, equipment and materials
- Equipment checked for proper operation
- Ice, water, and food from an approved source
- Ice and food storage containers that are food grade
- Single-service utensils and containers
- Scoops that have handles
- Replacement workers for ill employee